




Industrial Grade High-Pressure Pump

Sunflo P-1500



The P-1500 is part of the Sunflo line of industrial grade, general service pumps. It expands the product family performance envelope in the lower ranges and offers a better cost effective solution over other higher head and flow Sunflo models.

- Flows to 33 gpm (7.5 m³/hr)
- Heads to 1,300 ft (396 m)

For general industry services such as wash water, condensate, mineral processing, reverse osmosis, high pressure wash down and tank farm transfer, the P-1500 is a highly efficient, high pressure pump that operates reliably.

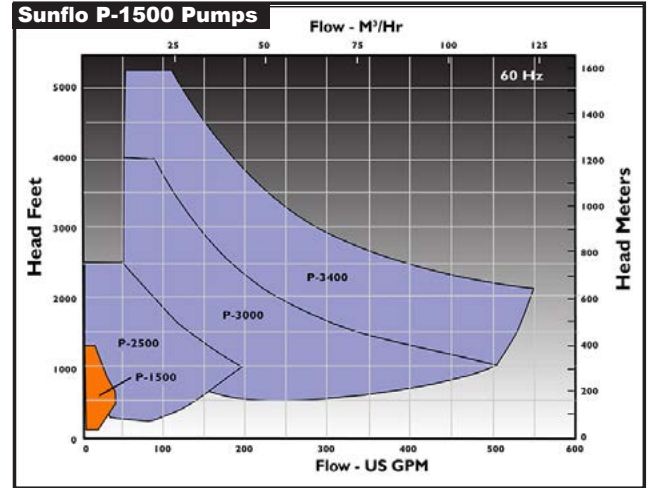

The P-1500 is designed to deliver maximized up-time, reduced maintenance costs and optimized productivity over the lifecycle of the unit.

Specifications

Heads To	100 to 1,300 ft	22 to 277 m	60HZ: 30 to 396 m
Flows To	10 to 33 gpm	1 to 6 m ³ /hr	60HZ: 2 to 7 m ³ /hr
Max Power	10 hp	7 kW	
Temp Range	-50 to 300°F	-46 to 149°C	
Number of Stages	1.0		
Max Case Working Pressure	1,000 psi	70 kg/cm ²	
Max Suction Pressure	200 psi (14 kg/cm ²)		
Standard Delivery	2 Weeks		
Speed Range	13,000 to 32,000 rpm-60Hz		
Bearing Materials Available	Splash Lubricated, Rolling Element		
Hydrotest Pressure	1,080 psig	75 kg/cm ² g	
Max Viscosity	10 cp		
Solids Range	0.015" (0.381mm), 400 microns		
Number of Available Hydraulics	36.0		
Seal Configurations Available	Single, Double		
Available Inducer	Yes		
Available Flanges	300# RF, NPT		
Pump Case Corrosion Allowance	Generous Clearances		
Materials of Construction	316 Stainless Steel (Duplex Stainless Steel Optional)		
Suction and Discharge Size	1" X 1"		
Seal Plans for Sunflo Pumps	11, 13, 21, 31, 41, 53		

APPLICATIONS

- Boiler Feed
- Petroleum
- Petrochemical
- Food and Beverage Production
- General Industrial
- Oil Production
- Power Generation
- Chemical Processing
- Hydrocarbon Processing
- Refining
- Pulp and Paper
- Manufacturing
- Mining
- Pollution Control
- Power Systems
- Caustic Service
- High Pressure Wash
- Reverse Osmosis
- NOx Suppression
- Water Reinjection



INDUSTRIAL GRADE PUMPS

- **MULTISTAGE PERFORMANCE IN A SINGLE STAGE DESIGN** | Best Efficiency Point is the operating point which is maintained over the life of the pump.
- **CLOSE COUPLED** | Eliminates alignment issues and simplifies installation.
- **LOW NPSH_r PERFORMANCE** | Sunflo inducer technology provides for industry leading low NPSH_r.
- **ROBUST BEARING SYSTEM** | Bearing systems are designed to fully handle all hydraulic loading without dependence on problematic thrust balancing devices.
- **316SS CONSTRUCTION** | Provides corrosion free service in a small package reducing initial installation and life-cycle costs.
- **BARSKE OPEN IMPELLER** | Pump impeller design clearances provide thermal stability thus eliminating pre-warming requirements.
- **MAINTENANCE IN PLACE** | No need to remove and send pump out for repairs, quick removal and replacement of cartridge shaft assembly on site under 2 hours.



Visit our website at: www.sundyne.com